


Crystal Oscillator

YSO131LR Low Voltage




Applications

- IOT
- Industrial Control
- Consumer Electronics

Features

- Frequency Range: 8MHz ~ 50MHz
- Low-power Applications & Energy Consumption-Sensitive Applications

- Package Size: 2.0*1.6, 2.5*2.0, 3.2*2.5, 5.0*3.2, 7.0*5.0mm



Specifications (规格参数)

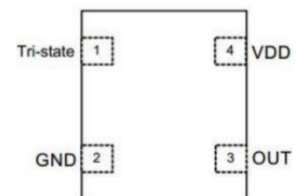
Item	Symbol	Specifications
Frequency Range (额定频率范围)	f_0	8MHz ~ 50MHz, or specify
Supply Voltage (电源电压)	VDD	0.9V~2.0V, 1.2V
Output Type (输出方式)	-	CMOS
Frequency Tolerance (频率偏差) (at 25°C)	f_{tol}	$\pm 10\text{ppm}$, $\pm 20\text{ppm}$, or specify
Output Load (输出负载)	L_{cmos}	15pF
Current Consumption (消耗电流)	-	1mA(Min), 2mA(Typ), 3mA(Max)
Operating Temperature (工作温度)	T_{use}	-40~+85°C, or specify
Storage Temperature (储存温度)	T_{stg}	-55~+125°C
Frequency Versus Temperature Characteristics (频率-温度特性)	f_{tem}	$\pm 20\text{ppm}$, $\pm 30\text{ppm}$, $\pm 50\text{ppm}$, or specify
Output Voltage (输出电压)	V_{oh}	90%VDD Min
	V_{ol}	10%VDD Max
Duty Cycle (占空比)	SYM	45~55%
Start-up Time (启动时间)	t_{str}	3ms Max
Rise Time/Fall Time (上升沿/下降沿)	t_r/t_f	8ns Max
Frequency Aging (老化) (at 25°C)	f_{age}	$\pm 3\text{ppm/year}$ Max
Tri-State	Enable (High Voltage or Floating)	70% of VDD Min
	Disable (Low Voltage or GND)	30% of VDD Max

Pin Dimension (脚位尺寸)

Pin	#1	#2	#3	#4
FUNCTION	Tri-state	GND	OUTPUT	VDD

*The picture on the right is only for PIN function description.

Pin Assignments



Crystal Oscillator YSO131LR Low Voltage

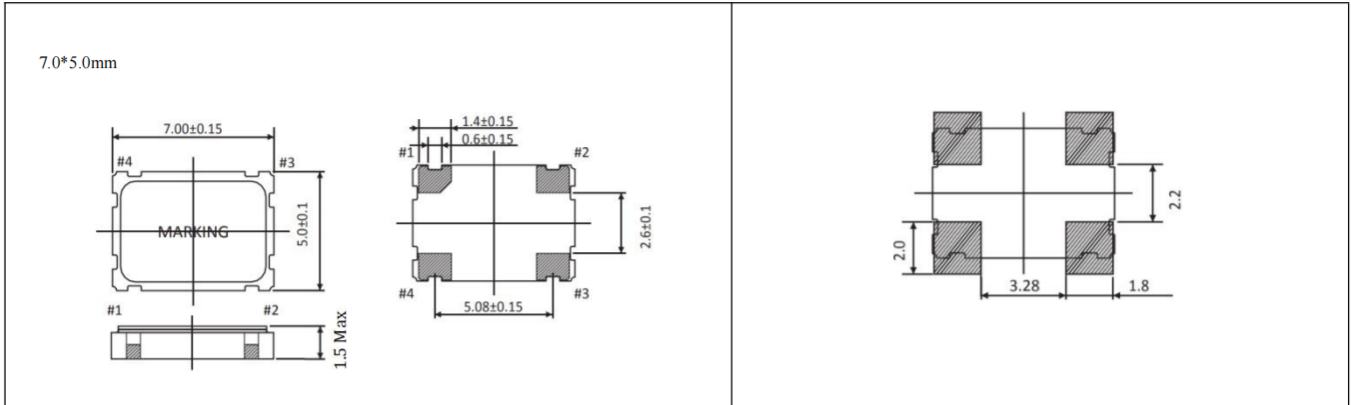


Dimensions and Recommended Land Pattern (外观尺寸及推荐焊盘)

Dimensions (Unit: mm)	Recommended Land Pattern (Unit: mm)
<p>2.0*1.6mm</p>	
<p>2.5*2.0mm</p>	
<p>3.2*2.5mm</p>	
<p>5.0*3.2mm</p>	

Crystal Oscillator

YSO131LR Low Voltage



Notes:
 1.A capacitor value-0.01uf~0.1uf or higher between Vdd and GND is required.